

900731-12: PIM Shield Rail Kit, 12", with 2x 900711 Channel Runners

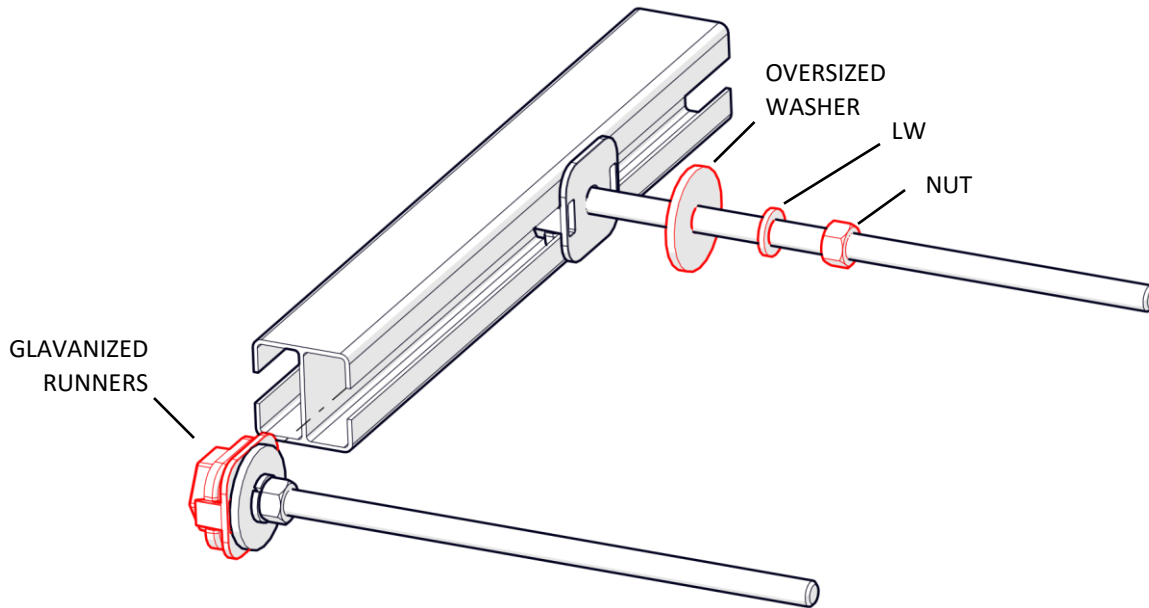
900731-24: PIM Shield Rail Kit, 24", with 2x 900711 Channel Runners

The 900731 Rail Kit is intended to be used with a 009718-01-10 or 009718-02-10 Low PIM Cable Support Bracket to secure the rail to a 2" to 3" nominal diameter, galvanized steel pole. Up to two (2) rail kits can be installed on each cable support bracket.

INSTALLATION OF SINGLE RAIL

STEP 1

Insert galvanized channel runners into rail and loosely attach threaded rods from cable support bracket kit.

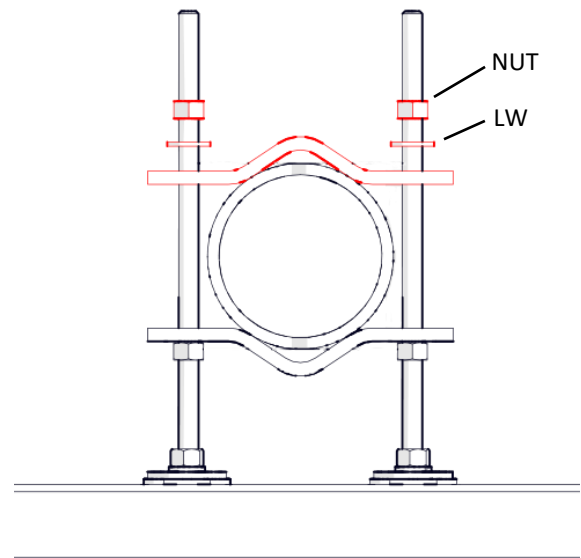
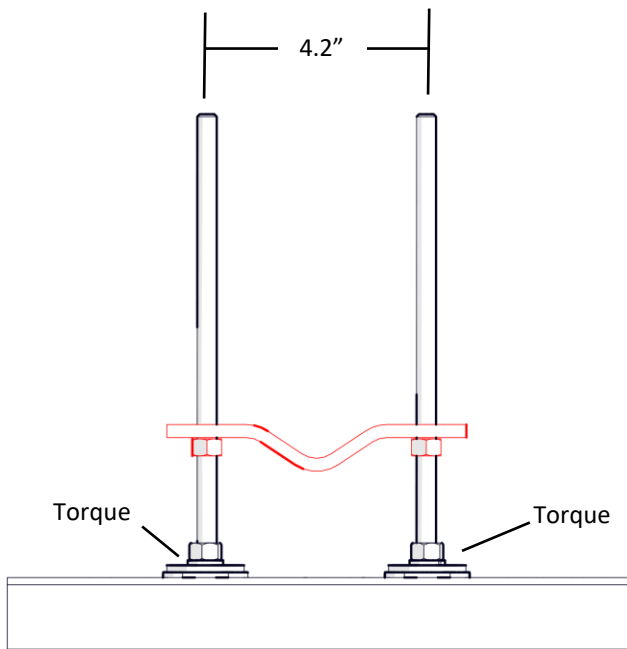


STEP 2

Install formed bracket over threads to set 4.2" rod spacing. Torque hardware to secure threaded rods to rail. (Torque: 10 Ft-lb, ConcealFab Tool PN: 900053)

STEP 3

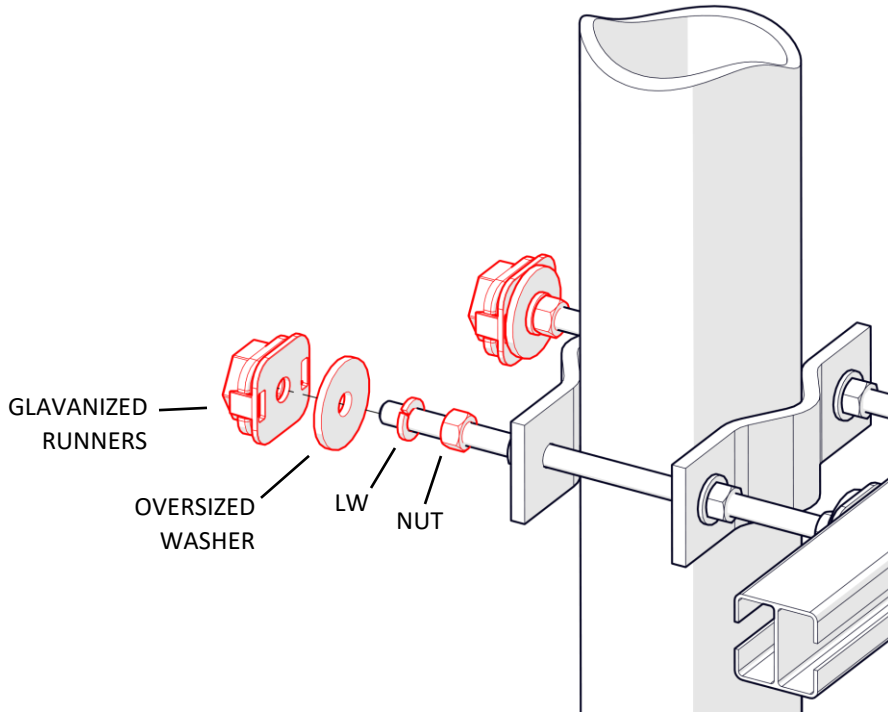
Adjust rail offset distance from pole using nuts. Secure the assembly to the pole. (Torque: 10 Ft-lb, ConcealFab Tool PN: 900053)



INSTALLATION OF SECOND RAIL

STEP 1

Loosely install galvanized channel runners onto threaded rods from installed cable support bracket.



STEP 2

Slide second rail over channel runners. (Torque hardware to 10Ft-lb. ConcealFab Tool PN: 900053)

