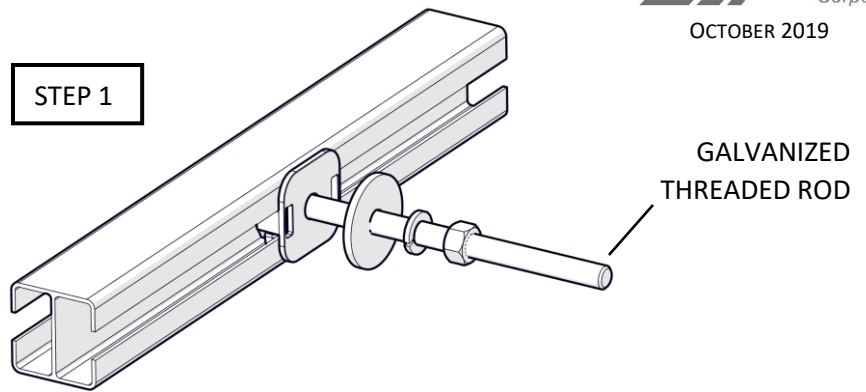


Installation Instructions

900715-10: PIM Shield Threaded Rod Kit, Galvanized, 3/8" X 9" Lg. (sold in packages of 10)

STEP 1

Attach Threaded Rod to 900711-10 Galvanized Steel Channel Runner, (sold separately). (Refer to instructions included with 900711-10 for this step).

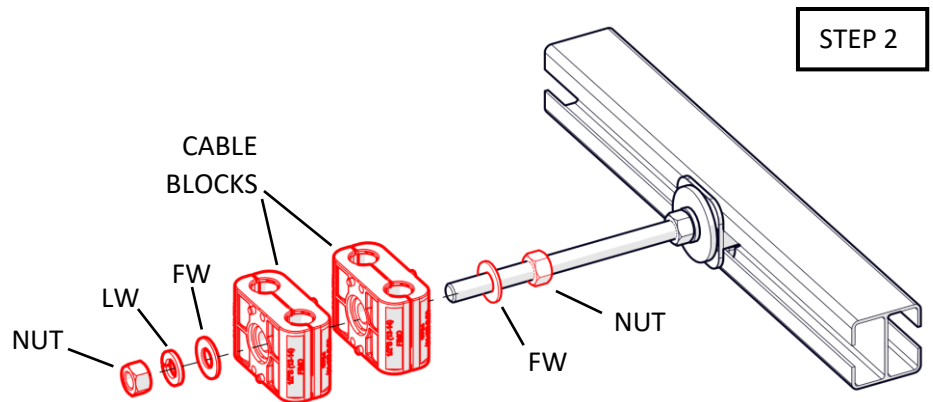


STEP 2

Install nut and washer, then attach Cable Support Block(s), (sold separately), with hardware as shown.

(NOTE: Spare washer supplied with kit).

Torque: 10 Ft-lb
(ConcealFab Tool PN: 900053)

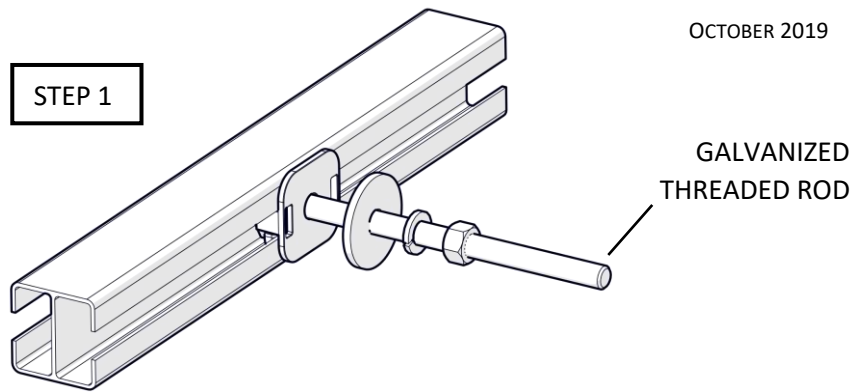


Installation Instructions

900715-10: PIM Shield Threaded Rod Kit, Galvanized, 3/8" X 9" Lg. (sold in packages of 10)

STEP 1

Attach Threaded Rod to 900711-10 Galvanized Steel Channel Runner, (sold separately). (Refer to instructions included with 900711-10 for this step).



STEP 2

Install nut and washer, then attach Cable Support Block(s), (sold separately), with hardware as shown.

(NOTE: Spare washer supplied with kit).

Torque: 10 Ft-lb
(ConcealFab Tool PN: 900053)

