

900359-12: PIM Shield Rail Kit, 12 Inch

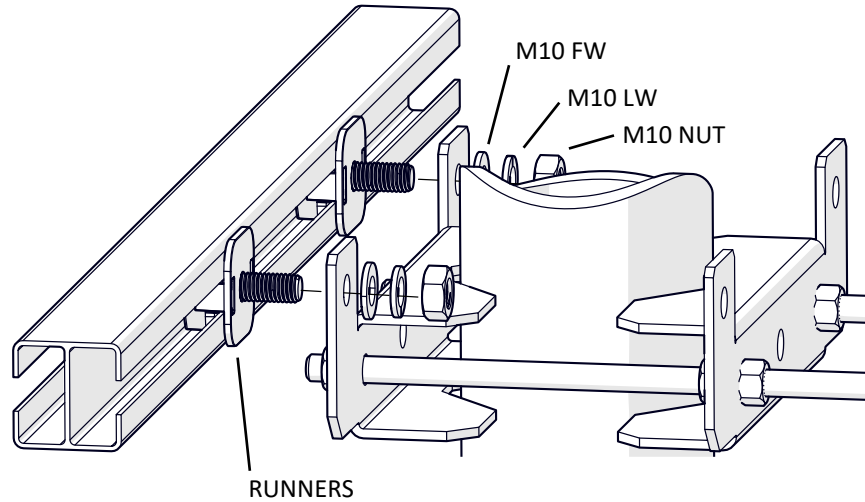
900359-24: PIM Shield Rail Kit, 24 Inch

STEP 1

Install pole mount kit (not included) in accordance with 900356 or 900357.

STEP 2

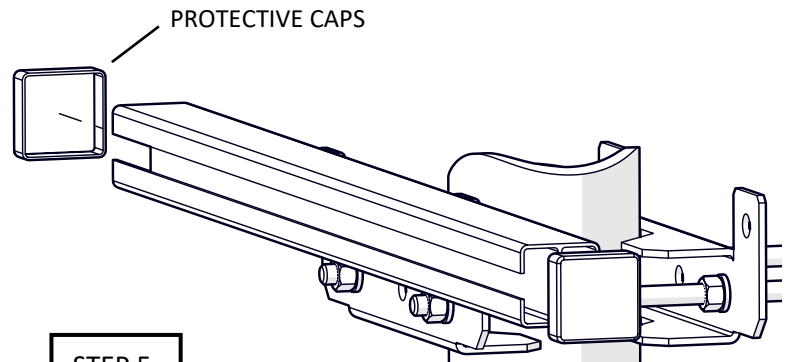
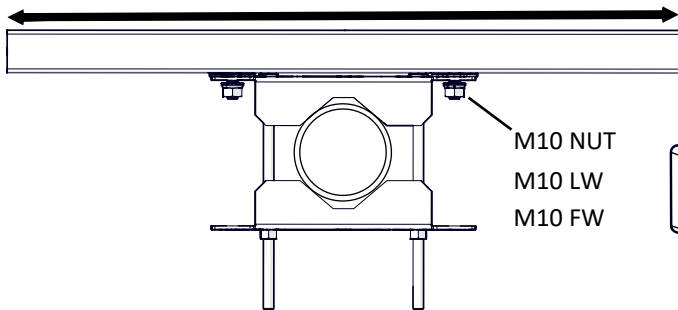
Insert galvanized channel runner kits into rail.



STEP 3



Position channel runners to align with mounting tabs on saddle bracket. Loosely assemble M10 hardware to saddle bracket.



STEP 4

Adjust rail to desired position and tighten M10 hardware. (Torque: 15 Ft-lb, ConcealFab Tool PN: 900412)

STEP 5

Install desired number of stainless-steel channel runner kits (sold separately) in accordance with 900362 installation guide. When finished, install protective caps on ends of rails.